




**Gillison's** Variety  
Fabrication, Inc.

---



## **GVF Hydropneumatic Elutriation System (Rootwasher)**

### **Parts Manual**

**Model Numbers:**

**GVF 13000**

**GVF 13050**

**GVF 13100**

**3033 BENZIE HWY. BENZONIA, MI 49616 231-882-5921**

**FAX 231-882-5637 800-392-6059**

**email: [info@gillisons.com](mailto:info@gillisons.com)  
online: [www.gillisons.com](http://www.gillisons.com)**



**GE 10936**  
**TIMER ELECTRIC**  
**5/10/15/30**  
**USED ON SN'S**  
**AFTER 3246**  
 -  
**GE 10937**  
**SILICONE SHEET**  
**FOR WATER**  
**RESISTANCE**

**GE 10935**  
**TIMER, 15MIN**  
**USED ON SN'S**  
**THRU 3246**

**GE 10940**  
**PLATE, LABEL**



**BJ NIP125-SH**  
**NIPPLE, 1 1/4**

**GE 10841**  
**HOSE, SINK**  
**SPRAY NOZZLE**

**GE 10886**  
**DRAIN ASSEMBLY**






GE 10937  
SILICONE, SHEET

GE 1034  
TRIIM RING

GE 10936  
TIMER, 5/10/15/30






GE 10783  
CONNECTOR,  
WATERTIGHT

GE 10885  
CORD, 25'

GE 10813  
ADAPTOR, FNPT - FHOSE

GE 10812  
VALVE, AIR  
CONTROL






GE 10821  
ELBOW, 1 1/2  
SCHD 40

GE 10863  
TRANSFER TUBE ASSY

GE 10821  
ELBOW, 1 1/2  
SCHD 40



GE 10818  
COUPLING, 1 1/2 X 3"  
WITH ORING GROOVE

E 568-238BN70  
ORING 3 1/2 X 3 3/4 X 1/8




GE 10742  
SIEVE, SECONDARY 350UM

GE 10819  
COUPLING, 2"

GE 10820  
PIPE, 2 SCHD 40  
2.5" LONG

GE 10910  
MESH, 350UM



GE 10741  
SIEVE, PRIMARY  
350 UM

GE 10818  
COUPLING, 1 1/2  
X 3 SCHD 40

GE 10815  
PIPE, 3" SCHD 40  
1" LONG

GE 10910  
MESH, 350UM





GE 10842  
GAUGE, 0-100PSI

F 999524  
HOSE, 1/2"/FT

GE 10955  
MANIFOLD,  
WATER INLET

A 7311  
CLAMP, HOSE #8

T 8400-3/4-535NYB  
HOSEBARB, 3/4-1/2 NYLON

X 5056  
NIPPLE, 3/4" X 2"

GE 10870  
GAUGE, 0-30PSI


GE 10950  
MANIFOLD, AIR

GE 10807  
TUBING, 3/8"

X 5300  
PLUG, 1/4"

GE 10803  
FITTING, STRAIGHT  
PRESTOLOK 68PL 6-4  
4PC

X 5035  
NIPPLE, 1/4" X 2"





GE 10803  
FITTING, STRAIGHT  
PRESTOLOK 68PL-6-4

X 5310  
PLUG, 1/2IN GALV PIPE

GE 10805  
FITTING, SWIVEL  
ELBOW 3/8 TUBE X 1/4  
NPT MALE  
5 PCS

GE 10945, MANIFOLD,  
WATER VALVE


T 8400-1/2-535NYB  
HOSEBARB, 1/2-1/2

GE 10792  
VALVE, 120V  
4 PCS

GE 10782  
CONNECTOR, ST-38  
STRAIGHT  
9 PCS

GE 10891  
CARFLEX, 3/8"

GH 11672  
BOX, HOFFMAN





GE 10815  
PIPE, 3" SCHD 40  
18" LONG

N 1290  
LOCKNUT, 3/8"-16

GE 10817  
COUPLING, 3 X 4  
SCHD 40

GE10822  
PIPE, 4 SCHD 40  
3" LONG

GE 10816  
CAP, 4 SCHD 40

GE 10805  
FITTING, SWIVEL  
ELBOW 3/8 TUBE  
X 1/4 NPT MALE  
2 PCS

A 7320  
CLAMP, HOSE #56  
2 PCS

GE 10888  
BUSHING, MAIN  
CHAMBER

GE 10807  
TUBING, 3/8"/FT

GE 10851  
NOZZLE ASSY-WATER  
3 PCS

GE 10804  
TEE, BRANCH  
SWIVEL 3/8 IN  
T X 1/4 IN NPT  
2 PCS

GE 10852  
NOZZLE ASSY-AIR  
1 PC

